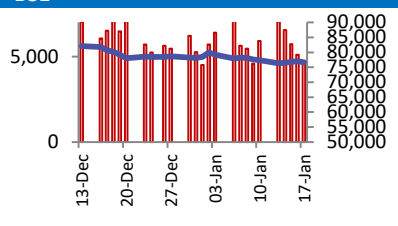
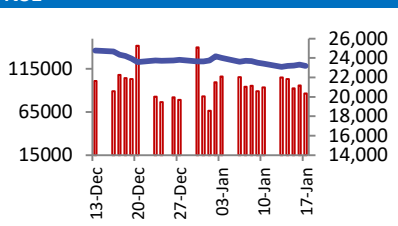


BSE		NSE																													
	<table border="1"> <tr><td>Open</td><td>77069</td></tr> <tr><td>High</td><td>77069</td></tr> <tr><td>Low</td><td>76263</td></tr> <tr><td>Close</td><td>76619</td></tr> <tr><td>Change</td><td>-423</td></tr> <tr><td>Volume (Lacs)</td><td>5457</td></tr> <tr><td>Turnover (Rs.inCr)</td><td>4764</td></tr> </table>	Open	77069	High	77069	Low	76263	Close	76619	Change	-423	Volume (Lacs)	5457	Turnover (Rs.inCr)	4764		<table border="1"> <tr><td>Open</td><td>23277</td></tr> <tr><td>High</td><td>23292</td></tr> <tr><td>Low</td><td>23100</td></tr> <tr><td>Close</td><td>23203</td></tr> <tr><td>Change</td><td>-109</td></tr> <tr><td>Volume(Lacs)</td><td>30085</td></tr> <tr><td>Turnover(Rs.in Cr)</td><td>86331</td></tr> </table>	Open	23277	High	23292	Low	23100	Close	23203	Change	-109	Volume(Lacs)	30085	Turnover(Rs.in Cr)	86331
Open	77069																														
High	77069																														
Low	76263																														
Close	76619																														
Change	-423																														
Volume (Lacs)	5457																														
Turnover (Rs.inCr)	4764																														
Open	23277																														
High	23292																														
Low	23100																														
Close	23203																														
Change	-109																														
Volume(Lacs)	30085																														
Turnover(Rs.in Cr)	86331																														

World Markets	Current	Previous	Pt. Chg	Var(%)
Dow	43488	43153	335	0.8%
Dow Futures	43658	43695	(37)	-0.1%
Nasdaq	19630	19338	292	1.5%
FTSE	8505	8392	113	1.4%
Nikkei	38930	38451	479	1.2%
Hang Seng	19967	19584	383	2.0%
Gift Nifty	23290	23293	(4)	0.0%
Straits Singapore	3800	3811	(11)	-0.3%
South Korea	2523	2524	(1)	0.0%
Taiwan	23301	23148	153	0.7%
Shanghai	3261	3242	20	0.6%

Commodity Prices	Current	Previous	Pt. Chg	Var(%)
Copper (\$/MT)	9190	9231	(41)	-0.4%
Alumin (\$/MT)	2685	2637	48	1.8%
Zinc (\$/MT)	2942	2875	68	2.3%
Brent Crude (\$/bbl)	81	81	(0)	0.0%
Gold (\$/Ounce)	2697	2703	(6)	-0.2%
Silver (\$/Ounce)	30	30	(0)	-0.6%
Light Crude (\$/bbl)	78	78	0	0.1%
N G (\$/mmbtu)	4	4	(0)	-4.2%
Sugar (\$/MT)	479	485	(6)	-1.3%
Rubber (Rs./kg)	192	192	0	0.0%
Baltic Dry Index	987	1023	(36)	-3.5%

Currency Exchange Rate	Current	Previous	Var(%)
Rs./\$ rate	86.61	86.55	0.07%
Rs./ Euro	89.18	89.03	0.17%
Rs./Chinese Yuan	11.82	11.81	0.11%
Yen /\$ rate	155.93	156.30	-0.24%
\$ US/Euro	1.03	1.03	0.18%

Dollar Index	Current	Previous	Var(%)
Dollar Index	109.22	109.35	-0.12%

Support/ Resistance Levels for Today		
	Nifty	Bank Nifty Fut
Support 1	23100	48400
Support 2	23000	48000
Resistance	23300	49170

Securities in Ban For Trade	
AARTIIND	HINDCOPPER
ABFRL	KALYANKJIL
ANGELONE	LTF
BANDHANBNK	MANAPPURAM
CANFINHOME	RBLBANK

Market Review

US: The US stocks closed with their best weekly gains since the US November presidential election. The S&P 500 and the Dow Jones Industrial Average rose 1.00% and 0.78%, respectively. The tech-heavy Nasdaq Composite advanced 1.51%.

Asia: Stocks in the Asia-Pacific region powered ahead taking cues from a positive Wall Street close, as trades brace for a flurry of policies Donald Trump will announce after swearing-in as the 47th US president.

India: The NSE Nifty 50 and BSE Sensex extended its fall to the second consecutive week with HCL Technologies Ltd. and Infosys Ltd. as the top losers for the week. **Market is expected to open on a flattish note and likely to witness range bound move during the day.**

Global economy: Argentina brought in its first budget surplus in more than a decade in 2024, data published on Friday showed, marking a win for libertarian President Javier Milei and his sweeping austerity push in his first full year in office. The nation's budget surplus came in at 1.76 trillion pesos, or 0.3% of GDP in the full year, the economy ministry said. Meanwhile the primary fiscal balance, which excludes debt payments, was up to a 10.41 trillion peso surplus, or 1.8% of the GDP.

Guyana's economy achieved its fifth consecutive year of double-digit growth in 2024, expanding 43.6% as oil output and exports showed solid increases, the Finance minister said on Friday, but the expansion is expected to slow this year. Latin America's newest oil producer last year became the region's fifth-largest crude exporter after Brazil, Mexico, Venezuela and Colombia, and was identified as one of the main contributors to the growth of global oil supplies. The oil sector expanded 57.7%, while the non-oil sector grew 13.1% last year, the minister said.

Commodities: Oil prices recovered on Monday as supply concerns persisted after Washington imposed two rounds of sanctions in the past two weeks on Russia's energy sector over the Ukraine war.

Gold prices fell in early Asian trading on Monday as easing tensions in the Middle East tempered safe-haven demand, while investors awaited Donald Trump's inauguration and clarity on the incoming administration's policies.

Currency: The dollar was hovering near a more than two-year high at the start of a pivotal week on Monday, as Donald Trump re-enters the White House.

FII Derivative Transactions (Rs. Cr)

Contracts	Purchase		Sell		Net	Open Interest (OI)		OI (Previous day)		Change	
	Contract	Value	Contract	Value	Value	Contract	Value	Contract	Value	Contract	Value
Index Future	34281	2318	63623	4724	(2406)	478646	34021	448816	31852	29830	2169
Index Option	6842424	892109	6979886	906103	(13994)	4770776	423429	4223976	359606	546800	63823
Stock Future	375303	23734	383327	24579	(845)	5519409	341337	5519097	341294	312	43
Stock Option	1392038	91698	1402490	92547	(849)	1635433	101477	1569503	96953	65930	4524
Total	8644046	1009859	8829326	1027953	(18094)	12404264	900264	11761392	829705	642872	70559

FII All Activity-BBG (Rs Cr)	Buy	Sell	Net
10-Jan-25	11363	12784	(1421)
13-Jan-25	12074	16351	(4276)
14-Jan-25	14710	22477	(7766)
15-Jan-25	11486	15883	(4397)
16-Jan-25	11551	15892	(4341)
Month to date- Jan	131641	170686	(39045)
FII (Prov.) (Rs Cr)	Buy	Sell	Net
13-Jan-25	10978	15871	(4893)
14-Jan-25	13794	21926	(8132)
15-Jan-25	11035	15569	(4533)
16-Jan-25	11078	15420	(4342)
17-Jan-25	10486	13805	(3318)
Month to date-Jan	132947	179523	(46576)
DII (Prov.) (Rs. Cr)	Buy	Sell	Net
13-Jan-25	20134	12067	8066
14-Jan-25	17837	9935	7901
15-Jan-25	14430	10747	3683
16-Jan-25	14831	11902	2929
17-Jan-25	12497	9924	2573
Month to date-Jan	190715	141348	49367
FII Debt - BBG (Rs. Cr)	Buy	Sell	Net
10-Jan-25	2582	1983	600
13-Jan-25	3900	1384	2516
14-Jan-25	1156	1068	88
15-Jan-25	1569	1497	72
16-Jan-25	1953	1652	302
Month to date- Jan	23436	29848	(6413)

Market Breadth	BSE		NSE	
	No.	%	No.	%
Advance	1991	49%	1433	50%
Decline	1955	48%	1367	48%
Unchanged	119	3%	62	2%

Market Turnover	17-Jan	16-Jan	Var (%)
BSE Cash	4764	5108	-7%
NSE Cash	86331	95671	-10%
NSE Futures	119229	116551	2%
NSE Options	10627580	32300828	-67%
Total (Rs.Cr)	10837905	32518157	-67%

Volatility Index	17-Jan	16-Jan
Volatility Index	15.75	15.47

Index PE - TTM	17-Jan	Yr. High	Yr. Low
Sensex	22.1	25.9	21.8
Nifty	21.4	24.4	20.8

Corporate News

Gland Pharma shares in focus after EIR from USFDA for Pashamylaram facility

The company has received the Establishment Inspection Report for its Pashamylaram facility in Hyderabad from the US Food and Drug Administration (US FDA), indicating the closure of the inspection. (MC)

Zydus Lifesciences receives approval from USFDA to conduct Phase II(b) clinical trial for Usnoflas

The Company has received approval from the USFDA to conduct a Phase II(b) clinical trial for Usnoflast. Usnoflast is a novel oral NLRP3 inflammasome inhibitor for patients with Amyotrophic Lateral Sclerosis (ALS). (MC)

Camlin Fine Sciences receives pollution control board directive to close unit in Dahej SEZ

The Gujarat Pollution Control Board has issued an order to Camlin Fine Sciences for the closure of its operations at the Bharuch unit. This is mainly due to allegations of contaminated water or wastewater found in the stormwater drain, minimal biomass observed in the aeration tank, and ETP sludge found stored in an open area near the ETP. (BS)

Economy

India set to allow 1 million tons of sugar exports this year

India is set to allow exports of 1 million metric tons of sugar in the current season to help mills offload surplus stocks and support local prices. This decision could put downward pressure on global sugar prices. (ET)

Govt revises rice price by 20% in 10 days; to benefit ethanol producers, states

In a major relief to grain-based ethanol producers, the government has revised the provision for the sale of rice stocks exceeding buffer stocking norms under the Open Market Sale Scheme (Domestic) Policy for the year 2024-25 and reduced the price for distilleries producing ethanol. The government has set the reserve price at Rs 2,250/quintal (fixed) pan India for the sale of rice to distilleries for ethanol production. Earlier, it was fixed at Rs 2,800/quintal. (newindianexpress.com)

International

TSMC confident CHIPS Act funding will continue under Trump, CFO Huang tells CNBC

TSMC, the world's biggest contract chipmaker, is confident that it will continue to receive U.S. govt funding under incoming President Donald Trump, CFO Wendell Huang said in a CNBC interview on Sunday. Huang said the company had received \$1.5 billion so far of the \$6.6 billion promised by the Biden administration, as part of the CHIPS and Science Act. (Inv)

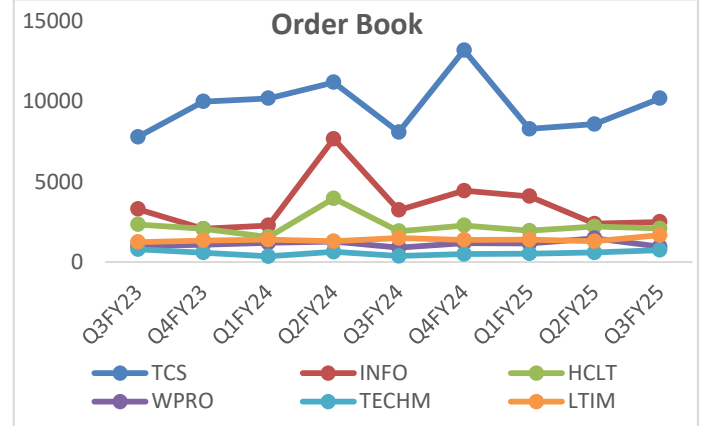
Top 5 Nifty Gainers	17-Jan	16-Jan	Var(%)
RELIANCE	1302	1266	2.8%
BPCL	274	267	2.5%
HINDALCO	617	603	2.4%
COALINDIA	388	379	2.3%
NESTLEIND	2217	2169	2.2%
Top 5 Nifty Losers	17-Jan	16-Jan	Var(%)
INFY	1815	1928	-5.9%
AXISBANK	991	1038	-4.5%
SHRIRAMFIN	527	547	-3.7%
KOTAKBANK	1759	1806	-2.6%
M&M	2917	2981	-2.1%

BSE Index Watch	Last	1 day	1 wk	1 mth	1 yr
SENSEX	76619	-0.5%	-1.0%	-1.8%	7.3%
MIDCAP	43761	0.0%	-1.1%	-5.3%	14.0%
SMLCAP	52311	0.0%	-0.8%	-5.1%	17.2%
AUTO	51499	-0.3%	-1.0%	0.7%	20.7%
BANKEK	54919	-1.8%	-0.7%	-4.9%	5.1%
Capital Goods	65180	1.6%	1.5%	-4.9%	13.7%
FMCG	20336	0.9%	-2.0%	-0.1%	0.8%
Health Care	42660	0.2%	-2.4%	-3.3%	30.7%
IT	41747	-2.5%	-5.4%	-4.3%	11.4%
METAL	28707	1.5%	3.7%	-3.1%	9.4%
Oil & Gas	26105	1.2%	0.6%	1.6%	3.3%
Power	6698	1.0%	4.3%	-5.0%	10.9%
Realty	7397	1.4%	-2.5%	-10.4%	8.6%

NSE USD Futures	17-Jan	16-Jan	Var (%)
Jan Expiry (Rs./\$)	84.39	84.39	0.0%
Feb Expiry (Rs./\$)	84.42	84.42	0.0%
Total Turnover (Rs. Crore)	4489	4195	7%

Sectors	TTM PE
Auto	29.61
Auto Ancillary	44.23
Banking	13.26
Engineering	47.42
Cement	80.75
Diamonds & Jewellery	56.66
Housing Finance	25.15
Infrastructure & Const	32.87
Metals-Aluminium	36.17
Metal – Steel	16.09
Oil Expl.	12.68
Pharma	9.8
Power – Gen. Supp.	43.05
Information Tech.	26.69
Sugar	22.43
Telecom Serv. Prov.	70.99
Tyres	27.1

Indian IT firms Order Book (USD Mn) (Source: Company data)



10 year G-Sec Yield	Current	Previous	Change
US	4.63%	4.63%	0 bps
Japan	1.20%	1.20%	0 bps
India	6.77%	6.75%	2 bps
UK	4.66%	4.68%	(2) bps
Libor 3 Mths	4.85%	4.85%	(0) bps

Indian Eco Data	Current	Previous	Var(%)
Forex Reserve (US\$ in bn)	626	626	0.0%
Inflation - WPI	1.89%	2.36%	(47) bps
Inflation - CPI	5.22%	5.48%	(73) bps

India GDP	Q2FY25	Q1FY25	Var(%)
Growth	5.36%	6.65%	(129) bps

Monetary Policy	Current	Previous	Change
Repo Rate	6.50%	6.50%	0 bps
Reverse Repo Rate	3.35%	3.35%	0 bps
CRR	4.00%	4.50%	(50) bps
O/S Banking System Liquidity (Rs bn)	-2350	-2247	(102.5)

IIP Growth %	Nov-24	Nov-23	Apr-Feb
IIP	5.2	2.5	4.4
Capital Goods	9.0	-1.1	4.5
Mining	5.8	1.3	4.1
Manufacturing	4.4	5.8	6.0
Electricity	1.9	7.0	3.6

ADR Price Movement

Company	Price (US\$)	Volume	Previous Day Price	Volume	Variance (%)	No. of Share Per ADR	ADR Price (Rs.)	BSE Price	Variance (%)
Infosys Tech	21.19	13512700	21.57	22922717	-1.76%	1	1835.29	1815.45	1.1%
Wipro	3.44	7784576	3.30	6241061	4.24%	1	297.94	281.95	5.7%
Dr.Reddy's	14.90	2028244	14.83	2912383	0.47%	1	1290.51	1309.40	-1.4%
ICICI Bank	28.17	3820285	28.80	2884800	-2.19%	2	1219.92	1225.45	-0.5%
HDFC Bank	58.40	1797720	58.64	1771213	-0.41%	3	1686.03	1636.75	3.0%

GDR's (US\$)

	Prices	Prev. Close	Change	Var %
L&T	41.00	40.50	0.5	1.2%
RIL	59.80	59.30	0.5	0.8%
SBI	88.00	88.40	(0.4)	-0.5%

US Economy Data	Current	Previous
Inflation (%) (YoY)	2.90%	2.70%
Unemployment (%)	4.10%	4.20%

Interest Rate (%)	Current	Previous
Fed Rate	4.50%	4.75%

US GDP	Q2CY24	Q1CY24
Growth (QoQ Annualized)	3.10%	3.00%

China Economy Data	Current	Previous
GDP	5.40%	4.60%
Inflation – CPI (%)	0.10%	0.20%

Economic Calendar

	Date
Indian GDP Data	28 Feb
Indian Inflation Data CPI	12 Feb
Indian Inflation Data WPI	14 Feb
Indian Monetary Policy	07 Feb
India's Industrial Production (IIP)	12 Feb
US Inflation Data	12 Feb
US GDP	30 Jan
US Unemployment Data	07 Feb
US Fed Rate	30 Jan
China GDP	16 Apr
China Inflation Data	09 Feb

Event Update

Name	Date	Purpose
Blue Cloud Softech Solutions Ltd.	20/01/25	Stock Split from Rs.2/- to Re.1/-
Nava Ltd.	20/01/25	Stock Split from Rs.2/- to Re/1/-
Angel One Ltd.	21/01/25	Rs.11.00 per share(110%)First Interim Dividend
Havells India Ltd.	22/01/25	Rs.4.00 per share(400%)Interim Dividend
BN Rathi Securities Ltd.	24/01/25	Stock Split from Rs.10/- to Rs.5/-
DCM Shriram Ltd.	24/01/25	Second Interim Dividend
Vidhi Specialty Food Ingredients Ltd.	24/01/25	Third Interim Dividend
KEI Industries Ltd.	27/01/25	Interim Dividend
Zensar Technologies Ltd.	28/01/25	Interim Dividend
MPS Ltd.	29/01/25	Interim Dividend
Persistent Systems Ltd.	29/01/25	Interim Dividend
Accelya Solutions India Ltd.	30/01/25	Interim Dividend
Housing & Urban Development Corporation Ltd.	30/01/25	Interim Dividend
Siemens Ltd.	30/01/25	Rs.12.00 per share(600%)Dividend
Coal India Ltd.	31/01/25	Second Interim Dividend
Indian Energy Exchange Ltd.	31/01/25	Interim Dividend
Kiduja India Ltd.	31/01/25	Stock Split from Rs.10/- to Re.1/-
Mohite Industries Ltd.	31/01/25	Stock Split from Rs.10/- to Re.1/-
Embassy Office Parks REIT	01/02/25	Income Distribution RITES
Gothi Plascon (India) Ltd.	01/02/25	Interim Dividend
Torrent Pharmaceuticals Ltd.	01/02/25	Interim Dividend
Godrej Consumer Products Ltd.	03/02/25	Interim Dividend
Emami Ltd.	04/02/25	Second Interim Dividend
Manba Finance Ltd.	05/02/25	Second Interim Dividend
Computer Age Management Services Ltd.	07/02/25	Interim Dividend
Page Industries Ltd.	13/02/25	Third Interim Dividend

Bulk Deal As On 17/01/25

BSE					
Security Code	Security Name	Client Name	Deal	Quantity	Price
540135	ARCFIN	MULTIPLIER SHARE & STOCK ADVISORS PRIVATE LIMITED	B	5000000	1.38
540135	ARCFIN	SAJM GLOBAL IMPEX PRIVATE LIMITED	S	8000000	1.38
504731	AZADIND	GALAXY NOBLE GLOBAL OPPORTUNITIES FUND PCC - GNGOF 1	S	4022990	86.92
504731	AZADIND	GALAXY NOBLE GLOBAL OPPORTUNITIES FUND PCC - GNGOF 1	S	2050000	86.9
504731	AZADIND	GALAXY NOBLE GLOBAL OPPORTUNITIES FUND PCC - GNGOF 1	S	1863905	86.95
504731	AZADIND	NOVA GLOBAL OPPORTUNITIES FUND PCC - TOUCHSTONE	B	1863905	86.95
504731	AZADIND	NOVA GLOBAL OPPORTUNITIES FUND PCC - TOUCHSTONE	B	1863905	86.95
504731	AZADIND	ZEAL GLOBAL OPPORTUNITIES FUND	B	2050000	86.9
504731	AZADIND	ZEAL GLOBAL OPPORTUNITIES FUND	B	2050000	86.9
543439	BRANDBUCKT	RAM SHAMKANT MAYEKAR	S	350000	11.96
539598	CGFL	BSEL INFRASTRUCTURE REALTY LIMITED	S	500000	33
539598	CGFL	SUPRIYA KATARIA	B	500000	33.02
526546	CHOKSILA	ALANKIT IMAGINATIONS LIMITED	S	69116	112
526546	CHOKSILA	ESSENCE DEALMARK PRIVATE LIMITED	B	63020	112
538674	CITYONLINE	QASIM ELYAS SAKRIWALA	S	50000	7.35
538674	CITYONLINE	RUCHIRA GOYAL	B	49371	7.35
539770	DARJEELING	MERU INVESTMENT FUND PCC- CELL 1	S	20000	35.89
539770	DARJEELING	MULTIPLIER SHARE & STOCK ADVISORS PRIVATE LIMITED	S	50000	35.87
544331	DAVIN	DEEPAKSEETARAMJIDHOOT	S	44000	37.61
539032	FRASER	DEADLOCK CAPEX LLP	B	260000	8.6
539032	FRASER	JAY S KAMDAR	B	46144	8.6
539032	FRASER	MULTIPLIER SHARE & STOCK ADVISORS PRIVATE LIMITED	S	77902	8.6
539032	FRASER	PACE STOCK BROKING SERVICES PVT LTD	S	207219	8.6
524238	GUJINJEC	PATEL SHIVLAL KUBERBHAI	S	128000	25.02
513337	GUJTLRM	ANKITA VISHAL SHAH	S	1700000	15.37
513337	GUJTLRM	ANKITA VISHAL SHAH	B	700000	15.37
513337	GUJTLRM	BRIDGE INDIA FUND	S	3981202	15.37
505336	HARSHILAGR	AMIN ABDULBHAI NAYANI	S	867524	5.76
505336	HARSHILAGR	UMA SHANKAR EXIM PRIVATE LIMITED	B	831666	5.77
531301	HIGHSTREE	GLASTON MARIO MENEZES	S	8666	154.01
531301	HIGHSTREE	SHREE ATOM INVESTMENTS	B	5126	153.93
539692	IFINSER	DIVYA KANDA	S	16384	34.42
539692	IFINSER	NNM SECURITIES PVT LTD	B	35000	34.4
539692	IFINSER	VIBHUTI ENTERPRISES	S	29999	34.4
539449	IGCIL	JR SEAMLESS PRIVATE LIMITED	S	250000	9.26
544334	INDOBELL	GREEN PEAKS ENTERPRISES LLP	B	33000	111.52
524614	INDXTRA	SUMANCHEPURI	S	233062	5.78
517063	JETKINGQ	MULTIPLIER SHARE & STOCK ADVISORS PRIVATE LIMITED	S	30916	76.24
538765	JSHL	AMISHA YADAV	B	90000	7.6
530421	KUWERIN	SHAH DIPAK KANAYALAL	S	51860	12.07
543613	MAFIA	SHYAMA SHAHI	S	32000	21.56
514060	MARKOBENZ	JR SEAMLESS PRIVATE LIMITED	B	125000	9.19
543579	NATURO	JR SEAMLESS PRIVATE LIMITED	B	100000	6.15
543579	NATURO	PREMRATAN O DAMANI	S	156000	6.09
543579	NATURO	RAVIKIRAN DAMANI	S	108000	6.14
530805	OIVL	DEALMONEY COMMODITIES PRIVATE LIMITED	S	916826	14.29
530805	OIVL	JANAKI RAMAN SUNDAR VIGNESH	B	198000	14.29
530805	OIVL	PARESH GUNVANTBHAI PATEL	S	294123	14.29
530805	OIVL	SAUMIL ARVINDBHAI BHAVNAGARI	B	390754	14.26
530805	OIVL	VIPUL NARAYANBHAI PATEL	S	197851	14.29

544295	PSPLATINA	SUNRISE GILTS AND SECURITIES PVT LTD	B	30	1038750
531930	SARTHAKIND	MULTIPLIER SHARE & STOCK ADVISORS PRIVATE LIMITED	B	50000	39.52
539117	SUJALA	MAYANK SECURITIES PVT. LTD	B	50000	80
539117	SUJALA	SAHITAY COMMOALES LLP	S	31100	80
539985	TITANIUM	NIKUNJBHAI GEVARIA	B	36000	93.07
521005	TITANIN	CHAUSA TECHNOLOGIES PRIVATE LIMITED	S	213618	30.4
521005	TITANIN	KZA SOFTWARE SOLUTIONS PRIVATE LIMITED	S	197000	31.33
521005	TITANIN	LINEESH TOWNSHIP PRIVATE LIMITED	B	179799	31.08
500422	TRANSHEM	ANKIT RAJIDERKUMAR MIGLANI	S	350000	44.25
500422	TRANSHEM	SMIT CAPITAL SERVICES PRIVATE LIMITED	B	349685	44.25
539798	UMIYA	MULTIPLIER SHARE & STOCK ADVISORS PRIVATE LIMITED	S	148799	32.53
539798	UMIYA	ZULIA ZAFAR	B	55000	32.51
544002	VIVAA	JAIKISHAN LALCHAND SAJNANI	S	20000	32.85
544002	VIVAA	SUSHILABEN NARENDRAKUMAR VORA	B	20000	32.85
533427	VMS	CHANAKYA OPPORTUNITIES FUND I	B	125000	38.48

NSE

Security Code	Security Name	Client Name	Deal	Quantity	Price
NGILPP1	Nakoda Group of Industrie	J B G ENERGY	BUY	20000	23
NGILPP1	Nakoda Group of Industrie	L7 HITECH PRIVATE LIMITED	SELL	20000	23
NARMADA	Narmada Agrobases Limited	ASHOKBHAI MADHUBHAI KORAT	SELL	203915	20.86
NARMADA	Narmada Agrobases Limited	CHANAKYA OPPORTUNITIES FUND I	BUY	400000	20.87
SABEVENTS	Sab Events & Governance	ARUN GUPTA	BUY	55500	11.02
SABEVENTS	Sab Events & Governance	DAVIS SIMY	SELL	61328	11.02
SABEVENTS	Sab Events & Governance	INDIAN OVERSEAS BANK	SELL	133095	11.02
SABAR	Sabar Flex India Limited	ANANT AGGARWAL	SELL	120000	11.85
SATKARTAR	Sat Kartar Shopping Ltd	BHANUBEN BHARATBHAI PATEL	BUY	81600	153.9
SATKARTAR	Sat Kartar Shopping Ltd	EXPERTPRO REALTY PRIVATE LIMITED	BUY	385600	154.14
SATKARTAR	Sat Kartar Shopping Ltd	GROWTH SECURITIES PRIVATE LIMITED	BUY	120000	153.9
SATKARTAR	Sat Kartar Shopping Ltd	KHUSHBOO NAHAR	BUY	148800	151.33
SATKARTAR	Sat Kartar Shopping Ltd	MOHIT VINODKUMAR AGRAWAL	BUY	100800	155.59
SATKARTAR	Sat Kartar Shopping Ltd	PRAFULL RAI	BUY	99200	153.9
SATKARTAR	Sat Kartar Shopping Ltd	SURYATEJ ADVISORS LLP	BUY	99200	146.2
SATKARTAR	Sat Kartar Shopping Ltd	VNEET S JAAIN	BUY	99200	147.49
SPCENET	Spacenet Enters Ind Ltd	MOTILAL OSWAL FINVEST LIMITED	SELL	6499469	7.32
SPANDANA	Spandana Sphoorty Fin Ltd	PADMAJA GANGIREDDY	SELL	396399	357.2
VERTEXPLUS	Vertexplus Technologies L	CRAFT EMERGING MARKET FUND PCC- ELITE CAPITAL FUND	BUY	196800	99.18
VERTEXPLUS	Vertexplus Technologies L	GOENKA BUSINESS & FINANCE LIMITED	SELL	177000	99.2
VINSYS	Vinsys IT Services Ind Lt	PRITI RAJIV JOSHI	BUY	96000	422.83

Disclosure:

Research Reports that are published by Nirmal Bang Securities Private Limited (hereinafter referred to as "NBSPL") are for private circulation only. NBSPL is a registered Research Analyst under SEBI (Research Analyst) Regulations, 2014 having Registration no. INH000001766. NBSPL is also a registered Stock Broker with National Stock Exchange of India Limited, BSE Limited, Metropolitan Stock Exchange of India Limited, Multi Commodity Exchange of India Limited and , National Commodity and Derivative Exchange Limited in Capital Market , Equity and Commodities derivatives segments and Currency Derivatives Segment .

NBSPL has other business divisions with independent research teams separated by Chinese walls, and therefore may, at times, have different or contrary views on stocks and markets.

NBSPL or its associates have not been debarred / suspended by SEBI or any other regulatory authority for accessing / dealing in securities Market since last 20 years. NBSPL, its associates or analyst or his relatives do not hold any financial interest (Except Investment) in the subject company. NBSPL or its associates or Analyst do not have any conflict or material conflict of interest at the time of publication of the research report with the subject company. NBSPL or its associates or Analyst or his relatives may or may not hold beneficial ownership of 1% or more in the subject company at the end of the month immediately preceding the date of publication of this research report.

NBSPL or its associates / analyst has not received any compensation / managed or co-managed public offering of securities of the company covered by Analyst during the past twelve months. NBSPL or its associates have not received any compensation or other benefits from the company covered by Analyst or third party in connection with the research report. Analyst has not served as an officer, director or employee of Subject Company. NBSPL / analyst has not been engaged in market making activity of the subject company.

Analyst Certification: The research analysts and authors of these reports, hereby certify that the views expressed in this research report accurately reflects my/our personal views about the subject securities, issuers, products, sectors or industries. It is also certified that no part of the compensation of the analyst(s) was, is, or will be directly or indirectly related to the inclusion of specific recommendations or views in this research. The analyst(s) principally responsible for the preparation of this research report and has taken reasonable care to achieve and maintain independence and objectivity in making any recommendations.

Disclaimer:

The Research Report is for the personal information of the authorized recipient and does not construe to be any investment, legal or taxation advice. NBSPL is not soliciting any action based upon it. Nothing in the research report shall be construed as a solicitation to buy or sell any security or product, or to engage in or refrain from engaging in any such transaction. In preparing the research report, we did not take into account the investment objectives, financial situation and particular needs of the reader.

The research report has been prepared for the general use of the clients of NBSPL and must not be copied, either in whole or in part, or distributed or redistributed to any other person in any form. If you are not the intended recipient you must not use or disclose the information in the research report in any way. Though disseminated to all the customers simultaneously, not all customers may receive the research report at the same time. NBSPL will not treat recipients as customers by virtue of their receiving the research report. The research report is not directed or intended for distribution to or use by any person or entity resident in a state, country or any jurisdiction, where such distribution, publication, availability or use would be contrary to law, regulation or which would subject NBSPL & its group companies to registration or licensing requirements within such jurisdictions.

The report is based on the information obtained from sources believed to be reliable, but we do not make any representation or warranty that it is accurate, complete or up-to-date and it should not be relied upon as such. We accept no obligation to correct or update the information or opinions in it. NBSPL or any of its affiliates or employees shall not be in any way responsible for any loss or damage that may arise to any person from any inadvertent error in the information contained in the research report. NBSPL or any of its affiliates or employees do not provide, at any time, any express or implied warranty of any kind, regarding any matter pertaining to this report, including without limitation the implied warranties of merchantability, fitness for a particular purpose, and non-infringement. The recipients of the research report should rely on their own investigations.

This information is subject to change without any prior notice. NBSPL reserves its absolute discretion and right to make or refrain from making modifications and alterations to this statement from time to time. Nevertheless, NBSPL is committed to providing independent and transparent recommendations to its clients, and would be happy to provide information in response to specific client queries.

Before making an investment decision on the basis of research report, the reader needs to consider, with or without the assistance of an adviser, whether the advice is appropriate in light of their particular investment needs, objectives and financial circumstances. There are risks involved in securities trading. The price of securities can and does fluctuate, and an individual security may even become valueless. International investors are reminded of the additional risks inherent in international investments, such as currency fluctuations and international stock market or economic conditions, which may adversely affect the value of the investment. Opinions expressed are subject to change without any notice. Neither the company nor the director or the employees of NBSPL accept any liability whatsoever for any direct, indirect, consequential or other loss arising from any use of the research report and/or further communication in relation to the research report. Here it may be noted that neither NBSPL, nor its directors, employees, agents or representatives shall be liable for any damages whether direct or indirect, incidental, special or consequential including lost revenue or lost profit that may arise from or in connection with the use of the information contained in the research report.

Copyright of this document vests exclusively with NBSPL.

Our reports are also available on our website

Registration granted by SEBI and certification from NISM in no way guarantee performance of NBSPL or provide any assurance of returns to investors.

Nirmal Bang Research (Division of Nirmal Bang Securities Pvt. Ltd.)

B-2, 301/302, Marathon Innova,
Opp. Peninsula Corporate Park
Off. Ganpatrao Kadam Marg
Lower Parel(W), Mumbai-400013
Board No. : 91 22 6723 8000/8001
Fax. : 022 6723 8010